C-Type Retaining Ring Jig

TAIYO Stainless Spring Co.,Ltd.

C-Type Retaining Rings for Holes Plier（Type-i）

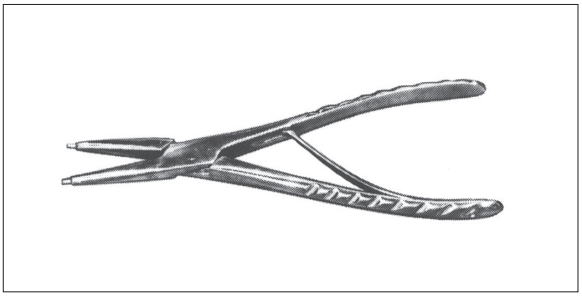

Dimensions Code	No.	Length	Tips	Applicable C-Type Rings
21011	i#1	130	φ0.6～1.2	6～ 11
21012	i#2	165	1.4	12～ 30
21013	i#3	187	2.3	32～ 48
21113	i#3-1	260	2.3	50～ 80
21014	i#4	320	2.8	82～120

C-Type Retaining Rings for Holes and Shafts Plier（Type-S）

Dimensions Code	No.	Length	Applicable C-Type Rings
21900	S - 025	125	4～ 9
21901	S - 026	143	10～ 40

C-Type Retaining Rings for Shafts Plier（Type-a）

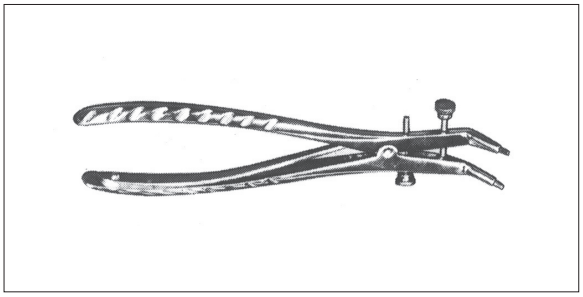

Dimensions Code	No.	Length	Length	Applicable C-Type Rings
21003	a#3	195	2.3	32～ 80
21004	a#4	320	2.8	82～120

C-Type Retaining Rings for Holes and Shafts Plier（Type-S）



Product code	521	Material code	
Surface code		Hardness	

Part Number Structure (Standardized Product Code)

Product　Surface

5 2 1 0 0 0 0 — ○○○○○

Material　Dimensions code

Push Nut Jig

TAIYO Stainless Spring Co.,Ltd.



Remarks　1. Place push nuts to the bottom of tool cavity before applying to mating shaft.

Push Nuts	
Dimensions Code	Nominals
33012	1.2
33015	1.5
33020	2
33024	2.4
33030	3
33040	4
33050	5
33060	6
33080	8
33100	10
33120	12

Product code	556	Material code	
Surface code		Hardness	

Part Number Structure (Standardized Product Code)

Example: Nominal 2 Push Nuts Jig

Product　Surface

5 5 6 0 0 0 0 — 3 3 0 2 0

Material　Dimensions code